VERINS STANDARD - *STANDARD CYLINDERS*

HFR2S

VERIN DOUBLE EFFET TYPE "HFR2S"
DOUBLE ACTING CYLINDER "HFR2S" TYPE

Series M250

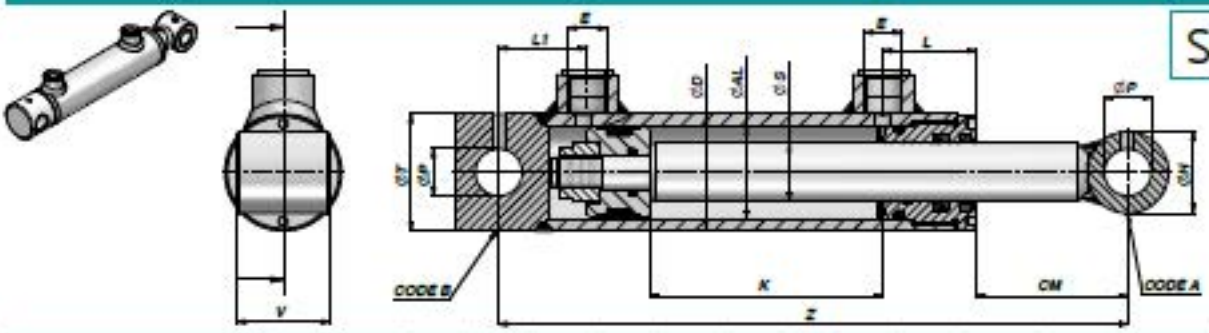

Code *Code*	K	Z	kg	E BSP	L	L1	CM	ØP	ØH	V	ØT	Code A	Code B	Code *Code*	K	Z	kg
ØD 35 ØAL 25 ØS 16																	
HFR0160050	50	160	0,92														
HFR0160100	100	210	1,18														
HFR0160150	150	260	1,45	1/4"	33	22	31	12,10	25	25	35	CBF0120250 25	CFHR035025				
HFR0160200	200	310	1,71														
ØD 42 ØAL 32 ØS 20																	
HFR0200050	50	205	1,71														
HFR0200100	100	255	2,06														
HFR0200150	150	305	2,41														
HFR0200200	200	355	2,76														
HFR0200250	250	405	3,11														
HFR0200300	300	455	3,46	1/4"	33	35	51	16,20	30	35	40	CBF0016030035	CFHR040032				
HFR0200400	400	555	4,16														
HFR0200500	500	655	4,86														
HFR0200600	600	755	5,56														
HFR0200700	700	855	6,26														
ØD 50 ØAL 40 ØS 25																	
HFR2S0400250100	100	270	2,94														
HFR2S0400250150	150	320	3,41														
HFR2S0400250200	200	370	3,88														
HFR2S0400250250	250	420	4,35														
HFR2S0400250300	300	470	4,81														
HFR2S0400250400	400	570	5,75	3/8"	40	38	65	20,25	35	40	50	CBF1020035040	CFHR040020040				
HFR2S0400250500	500	670	6,69														
HFR2S0400250600	600	770	7,62														
HFR2S0400250700	700	870	8,56														
HFR2S0400250800	800	970	9,50														
HFR2S0400251000	1000	1170	11,37														
ØD 60 ØAL 50 ØS 30																	
HFR2S0500300100	100	300	4,41														
HFR2S0500300150	150	350	5,02														
HFR2S0500300200	200	400	5,64														
HFR2S0500300250	250	450	6,25														
HFR2S0500300300	300	500	6,86														
HFR2S0500300400	400	600	8,09														
HFR2S0500300500	500	700	9,32	3/8"	43	42	85	25,25	40	45	60	CBF1025040045	CFHR050025049				
HFR2S0500300600	600	800	10,55														
HFR2S0500300700	700	900	11,78														
HFR2S0500300800	800	1000	13,00														
HFR2S0500300900	900	1100	14,24														
HFR2S0500301000	1000	1200	15,46														

Hydroclic

VERIN DOUBLE EFFET TYPE "HFR2S"
DOUBLE ACTING CYLINDER "HFR2S" TYPE

HFR2S

Series M250

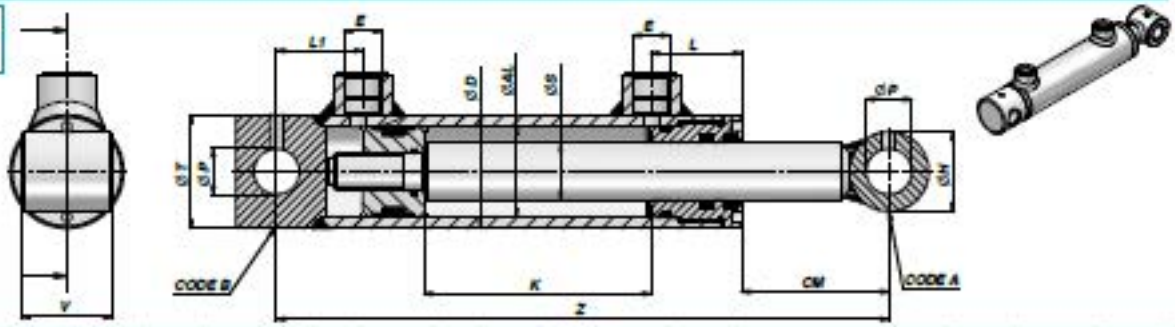

Code *Code*	K	Z	kg	E BSP	L	L1	CM	ØP	ØH	V	ØT	Code A	Code B
ØD 70 ØAL 60 ØS 30													
HFR2S0600300100	100	300	5,53	3/8"	50	36	83	25,25	40	45	70	CBF1025040045	CHR0600250 47
HFR2S0600300150	150	350	6,21										
HFR2S0600300200	200	400	6,89										
HFR2S0600300250	250	450	7,56										
HFR2S0600300300	300	500	8,23										
HFR2S0600300350	350	550	8,91										
HFR2S0600300400	400	600	9,58										
HFR2S0600300450	450	650	10,26										
HFR2S0600300500	500	700	10,94										
HFR2S0600300600	600	800	12,29										
HFR2S0600300700	700	900	13,64										
ØD 80 ØAL 70 ØS 40													
HFR2S0700400200	200	410	10,07	3/8"	50	46	82	30,25	50	55	80	CBF1030050065	CHR0700300 63
HFR2S0700400250	250	460	11,03										
HFR2S0700400300	300	510	11,99										
HFR2S0700400350	350	560	12,94										
HFR2S0700400400	400	610	13,89										
HFR2S0700400450	450	660	14,84										
HFR2S0700400500	500	710	15,80										
HFR2S0700400600	600	810	17,70										
HFR2S0700400700	700	910	19,61										
HFR2S0700400800	800	1010	21,51										
HFR2S0700400900	900	1110	23,42										
HFR2S0700401000	1000	1210	25,32										
ØD 92 ØAL 80 ØS 40													
HFR2S0800400200	200	410	12,85	3/6"	60	42	70	30,25	50	55	90	CBF1030060065	CHR0800300 60
HFR2S0800400250	250	460	13,98										
HFR2S0800400300	300	510	15,10										
HFR2S0800400350	350	560	16,23										
HFR2S0800400400	400	610	17,35										
HFR2S0800400500	500	710	19,60										
HFR2S0800400600	600	810	21,85										
HFR2S0800400700	700	910	24,10										
HFR2S0800400800	800	1010	26,36										
HFR2S0800400900	900	1110	28,61										
HFR2S0800401000	1000	1210	30,85										
ØD 115 ØAL 100 ØS 50													
HFR2S1000500200	200	425	21,44	1/2"	66	45	75	30,25	60	70	115	CBF1030060070	CFHR1000300 63
HFR2S1000500300	300	525	24,96										
HFR2S1000500400	400	625	28,47										
HFR2S1000500500	500	725	31,99										
HFR2S1000500700	700	925	39,02										
HFR2S1000500900	900	1125	46,06										
HFR2S1000501000	1000	1225	49,58										

Code *Code*	K	Z	kg
ØD 70 ØAL 60 ØS 35			
HFR2S0600350100	100	300	5,85
HFR2S0600350150	150	350	6,62
HFR2S0600350200	200	400	7,40
HFR2S0600350250	250	450	8,18
HFR2S0600350300	300	500	8,96
HFR2S0600350350	350	550	9,73
HFR2S0600350400	400	600	10,51
HFR2S0600350450	450	650	11,28
HFR2S0600350500	500	700	12,06
HFR2S0600350600	600	800	13,61
HFR2S0600350700	700	900	15,16
HFR2S0600350800	800	1000	16,71
HFR2S0600350900	900	1100	18,27
HFR2S0600351000	1000	1200	19,82

MATERIEL TUBE : ACIER St 52.3 DIN 2393 ISO H9
TUBE MATERIAL : STEEL St 52.3 DIN 2393 ISO H9

MATERIEL TIGE : ACIER UNI C45 SAE 1045 CHROME 25 µm ±5 Rating 9 / 200h (ø16 120h) ISO 10289 – 1999/ISO 9227-NSS
ROD MATERIAL : STEEL UNI C45 SAE 1045 CHROME 25 µm ±5 Rating 9 / 200h (ø16 120h) ISO 10289 – 1999/ISO 9227-NSS

SUR DEMANDE - *ON REQUEST:*
VERINS AVEC GRAISSEURS ANGL000550 (VOIR PAGE 103)
CYLINDERS WITH GREASE NIPPLES CODE ANGL000550 (SEE PAGE 103)

CARACTERISTIQUES TECHNIQUES : VOIR PAGE 30 - *TECHNICAL SPECIFICATIONS : SEE PAGE 30*

Hydroclic

HYDRAULIQUE CONNECTIQUE GRAISSAGE

CARACTERISTIQUES TECHNIQUES
TECHNICAL SPECIFICATIONS

TYPE "HMO" - "HMOLM"

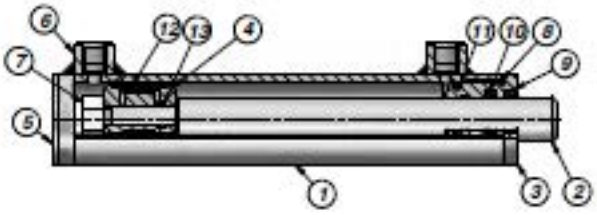

"HMO" Pression Maxi - *Max. Pressure:* 250 Bar (**)
"HMOLM" Pression Maxi - *Max. Pressure:* 180 Bar

TYPE "HFR2S"

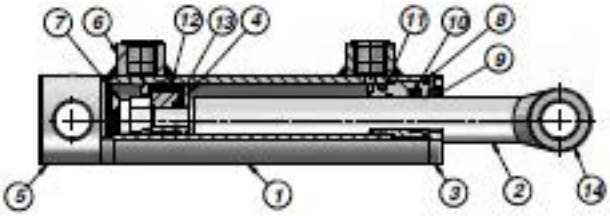

"HFR2S" Pression Maxi - *Max. Pressure:* 250 Bar (**)

TYPE "HMF"

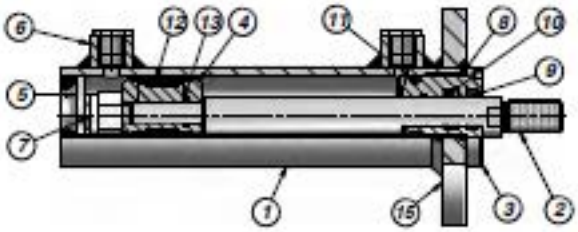

"HMF" Pression Maxi - *Max. Pressure:* 250 Bar (**)

	PRODUIT - *PRODUCT*	MATERIEL - *MATERIAL*
1	TUBE GLACE *POLISHED TUBE*	ACIER: St 52.3 DIN 2393 ISO H9 *STEEL: St 52.3 DIN 2393 ISO H9*
2	TIGE CHROMEE *CHROMED ROD*	ACIER: UNI C45 - SAE 1045 - CHROME 25 µm ±5 Rating 9 / 200h (<ø20 120h) ISO 10289 – 1999/ISO 9227-NSS *STEEL: UNI C45 - SAE 1045 - CHROME 25 µm ±5 Rating 9 / 200h (<ø20 120h) ISO 10289 – 1999/ISO 9227-NSS*
3	TETE DE GUIDAGE *HEAD BUSH*	FONTE: EN-GJL 250 (G25-UNI 5007 / EN 1561) *HYDRAULIC CAST IRON: EN-GJL 250 (G25-UNI 5007 / EN 1561)*
4	PISTON *PISTON*	ACIER: 9SMn28 *STEEL: 9SMn28*
5	FOND *END PLUG*	ACIER: S355J0 (Fe510C) - S355JR (A105) *STEEL: S355J0 (Fe510C) - S355JR (A105)*
6	BOSSAGE TARAUDE *THREADED PORT*	ACIER *STEEL*
7	ECROU DE BLOCAGE PISTON *LOCKNUT*	ACIER: UNI 7473 - 7474 *STEEL: UNI 7473 - 7474*
8	JOINT: O-RING *SEAL: O-RING*	NBR 70 SHORE *NBR 70 SHORE*
9	JOINT: GHK *SEAL : GHK*	POLYURETHANE *POLYURETHANE*
10	JOINT: TSE-TTS-TTI/L *SEAL: TSE-TTS-TTI/L*	TSE: NBR+TISSU TTS-TTI/L: POLYURETHANE *TSE: NBR+FABRIC TTS-TTI/L: POLYURETHANE*
11	JOINT: O-RING *SEAL: O-RING*	NBR 70 SHORE *NBR 70 SHORE*
12	JOINT: TPM *SEAL: TPM*	NBR+POM+TPE *NBR+POM+TPE*
13	JOINT: O-RING *SEAL: O-RING*	NBR 70 SHORE *NBR 70 SHORE*
14	DOUILLE *BUSH*	ACIER: S355J0 (Fe510C) *STEEL: S355J0 (Fe510C)*
15	BRIDE *FLANGE*	ACIER: S355J0 (Fe510C) *STEEL: S355J0 (Fe510C)*

Vitesse Maxi - *Top Speed:* **max 0,5 m/s** **Température C°** - *Temperature C°:* **-25°C - +80°C**

CARACTERISTIQUES TECHNIQUES
TECHNICAL SPECIFICATIONS

FORCE DE POUSSEE - *OUTPUT FORCE*

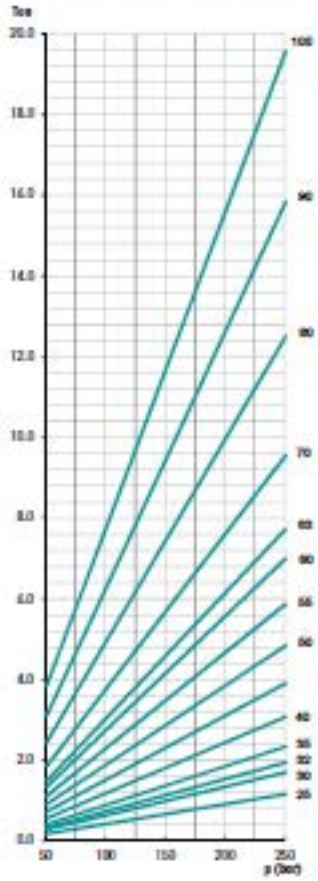

FORCE DE TRACTION - *INPUT FORCE*



FLAMBAGE - *BUCKLING* (**HMO**)





FLAMBAGE - *BUCKLING* (**HFR-HFR2S**)



FLAMBAGE - *BUCKLING* (**HMF**)